

ZFP 2-8 LOOP ANALOGUE ADDRESSABLE FIRE PANELS



2 TO 4 LOOP PANEL
(STANDARD CABINET)



2, 4, 6, 8 LOOP PANEL
(MEDIUM CABINET)



COMPACT INTELLIGENT
CONTROLLER / REPEATER

Picture a fire panel that is touchscreen-controlled, easy to install, displays clear and constant feedback on all aspects of system activity and is fully compliant with EN54 parts 2 & 4.

Picture the ZFP 2 to 8 loop analogue addressable fire alarm panel from C-TEC - a powerful, intuitive and attractively-designed fire panel available to order this Summer.

The ZFP's sleek modular design and the availability of a host of Switch & Indicator Modules and 'A-Bus' peripherals allows panels to be custom-built to meet a site's exact requirements.

- ▶ Designed to comply with EN54 parts 2 & 4
- ▶ Compatible with Apollo's XP95 and Discovery protocols
- ▶ Dual, flash based processor technology
- ▶ Full colour 4.3 inch, 472 x 248 pixel, 24 Bit, 16 M resistive LCD touchscreen featuring an on-screen QWERTY keyboard for ease of use
- ▶ Three cabinet sizes - standard (2 or 4 loops), medium (2, 4, 6 or 8 loops) and large (2, 4, 6 or 8 loops).
- ▶ 3A or 5A full EN54-4/A2 PSU and battery charger included in all panels
- ▶ Onboard galvanically-isolated USB connection to connect a PC running our powerful programming software (Software tools include a facility to upload .jpgs of company logos)
- ▶ Two RS 232 ports - one dedicated to a 40 column thermal printer (optional), one for ancillary devices such as ESPA protocol alphanumeric pagers / DECT telephone systems
- ▶ 40 characters of custom text per device
- ▶ Separate distinct LEDs for mandatory EN54 indications plus programmable LEDs
- ▶ Real time clock with built-in and automatic DST (daylight saving time)/backup PSU
- ▶ Secure Hi-Net fault tolerant network (needs separate Hi-Net network driver PCB). Standard (non-fault tolerant) network PCBs also available.
- ▶ Day/night sensitivity
- ▶ Three access levels - general, authorised user and engineer
- ▶ Two programmable 1A sounder circuits
- ▶ Optional DIN standard firefighter's Interface (IFAM-FAT/FBF).
- ▶ Up to 200 separate LEDs per panel, programmable as Fire Zonal LEDs or other
- ▶ Up to 64 eight loop or 128 4 loop peer to peer panel network capacity (max. distance between each 'node' = 1KM)
- ▶ Up to 10,000 programmable & indicatable system zones (max. 200 indicatable zones per panel)
- ▶ Greater than 100,000 addressable device system capacity
- ▶ 20,000 event memory of all fire and fault and system events - all filterable
- ▶ Selectable Language
- ▶ 'Slide In' label system for customisable language labels and/or custom description of zones and programmable LEDs. Common word processor templates available with software
- ▶ Isolated internal/external RS485 peripheral 'A-Bus' for connection of ancillary peripheral PCBs such as relays, I/O units, conventional zone monitors, etc. (Max 15 per panel)
- ▶ Up to 16 GB (2 GB as standard) internal SD card memory (removable micro SD card). SD card can be programmed off site if required
- ▶ Dedicated port for Ethernet connection (requires plug on TCP/IP PCB) to allow for Internet control and monitoring
- ▶ Onboard printer option
- ▶ Modular Construction
- ▶ Flush & surface Compact Intelligent Controllers/Repeaters available for reception areas and buildings with multiple access points
- ▶ Up to 18 Ah batteries in standard cabinet, up to 38 Ah in larger cabinets
- ▶ Up to 72 hour standby capacity in standard cabinet

ZFP 2-8 LOOP ANALOGUE ADDRESSABLE FIRE PANEL & ANCILLARIES

All data subject to confirmation/change without notice. Contact our sales desk for an up-to-date list of panel features, part numbers and release dates.

POWER SUPPLY


230Vac 50-60Hz 5A EN 54-4/A2 including temperature compensated charger (3A version to follow).
1 x 24V 0.5A Aux PSU output.

MEMORY

512 Mb onboard flash – firmware. 16 Mb DRAM. 2Gb removable on board micro SD card (16Gb max).

DISPLAY & INDICATORS

4.3 inch, 472 x 248 pixel, 24 Bit, 16M colour resistive LCD touchscreen (via Z41 control module)
16 LEDs - includes 10 mandatory EN54 LEDs and 6 user definable & programmable LEDs
Additional indicators and zonal LEDs are available via a range of optional switch & indicator module(s) as detailed in the SWITCH & INDICATOR MODULES section below.



Z41 Control Module

CONTROLS

Multiple controls via virtual touchscreen buttons. User definable & programmable options.
Multiple panel mounted programmable keyswitches - available via optional switch & indicator module(s)

ON-BOARD INPUTS & OUTPUTS

2 x Programmable monitored 1A sounder circuits
3 x Programmable relays (volt free outputs)
2 x Programmable monitored inputs
1 x Earth fault monitor

PANEL LOOP CAPACITY

2 or 4 loops in standard cabinet
2, 4, 6 or 8 loops in medium or large size cabinets

COMMUNICATION BUSES

2-8 Apollo/Discovery protocol loop drivers. Available in 2-loop multiples.
1 x RS232 bus dedicated to onboard printer (optional).
1 x RS232 bus for the connection of Alphanumeric Paging Tx (including ESPA) or DECT Phones.
1 x Serial I/O bus (for panel mounted auxiliary LEDs, switches etc).
1 x RS485 'A-Bus' - allows the connection of multiple peripheral PCBs (see 'A-Bus Peripherals' section below)
1 x RS485 Fault tolerant network driver output (needs isolated fault tolerant network PCB).
1 x RS485 Ethernet connection (needs TCP/IP plug-on PCB for connection to LAN and Internet).
1 x RS485 Firefighter's interface connection (needs proprietary driver PCB e.g. IFAM).

SWITCH & INDICATOR MODULES

Max two Switch & Indicator modules per enclosure window (Note, one Z41 Control Module is required per panel)




Z44 20 zone indicator module c/w name slots




Z45 20 zone indicator module c/w name slots, 5 switches & function LEDs



Z46 20 zone indicator module c/w name slots, printer, 2 switches & 4 function LEDs




Z47 40 zone indicator module c/w name slots




Z48 40 zone indicator module c/w 5 switches & 10 function LEDs



Z49 40 zone indicator module c/w printer, 2 switches & 4 function LEDs



Z50/1-100 100 zone indicator module (Numbered 1-100)



Z50/101-200 100 zone indicator module (Numbered 101-200)



Z51 Printer module



ZBLANK Blank module

A-BUS PERIPHERAL PCBs

Up to 15 per A-BUS. Connect to Main 2-Loop PCB. Cabling is 2 core + screen plus 2-core for power supply. Powered from Main 2-Loop PCB or other EN54-4 PSUs. Normally used within the panel but may be extended up to 1 km for non-EN54-2 functions. Full and half size versions are available.

Z11 4-way Relay PCB (half-size)

Z12 8-way Relay PCB (full-size)

Z13 8-way Input/Output PCB (half-size)

Z14 16-way Input/Output PCB (full-size)

Z15 4-way Conventional Sounder Circuit PCB with PSU monitoring (full-size). 4 x 1A 6K8 monitored circuits (3A limit)

Z16 4-way Conventional Zone Circuit PCB with 2 sounder circuits & PSU monitoring (full-size) - 2 x 1A 6K8 sounder circuits

Z17 Mimic Interface PCB (will use light guides).

Z18 German key box interface PCB.



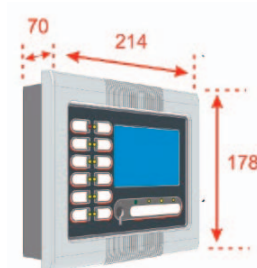
Standard (2-4 loop)
(7-18Ahr Batter-



Medium (2-4-6-8 loop)
(7-18Ahr Batteries)



Large (2-4-6-8 loop)
(12-38Ahr Batteries)



Compact Intelligent
Controller/Repeater
(flush and surface
versions available)